

# VacuSeal Swim Spa Cover Order Form

**Orders cannot be processed if all form fields are not filled out correctly.**

On all VacuSeal Swim Spa Cover Orders a CAD Drawing based upon your measurements will be sent to you for your approval. Please submit all orders to: [orders@hottubproducts.com](mailto:orders@hottubproducts.com). If you have any questions call: 860 469 2580.

## Customer Address

Name / Company: \_\_\_\_\_

Address: \_\_\_\_\_

City: \_\_\_\_\_

State/Province: \_\_\_\_\_ Zip/Postal: \_\_\_\_\_

## Ship to Address ( If same, leave blank )

Name/Company: \_\_\_\_\_


Address: \_\_\_\_\_

City: \_\_\_\_\_

State/Province: \_\_\_\_\_ Zip/Postal: \_\_\_\_\_

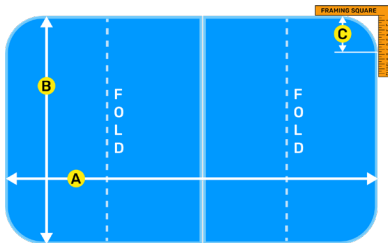
## Step 1: Choose Your Size

Choose the appropriate size for your swim spa.



**4 Panel - 2 Bi-Folds**

A Side up to 16' (192")  
B Side up to 96"

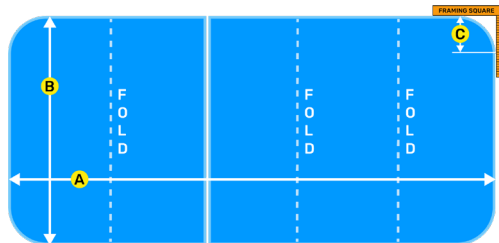


Bi-Fold

Bi-Fold

**5 Panel - 1 Bi-Fold + 1 Tri-Fold**

A Side over 16' (192") up to 19' (228")  
B Side up to 96"

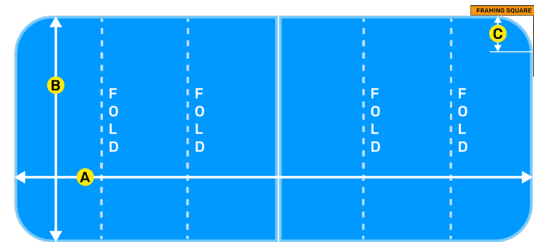


Bi-Fold

Tri-Fold

**4 Panel - 2 Tri-Folds**

A Side over 19' (228") up to 22' (264")  
B Side up to 96"




Tri-Fold

Tri-Fold

**IMPORTANT:** Please be careful in choosing the length and width, the A dimension is always the fold side of the cover. Cancellations are not accepted once the cover is submitted into production and if it is delivered you are responsible for all shipping costs. Plus, it is not possible to guarantee the exact location of locking straps so they will NOT match up to the straps on any existing spa cabinet. All orders must be signed and submitted via email. Phone orders are not accepted.

## Step 2: Enter Dimensions

Enter your spa dimensions (in inches). The dotted line represents the center hinge where the cover folds. Please double check your measurements in relation to the fold orientation. Dimension A will be split in half by the fold.



**A** Length

**B** Width

If B-Side is over 96"  
Extended Center Bar Required  
See Step 5

**C** Radius

For a Radius over 11"  
Extension Bracket Required  
See Step 5

## Step 3: Skirt Length, Strap Length

We recommend strap length be 4 inches longer than skirt length.



**Skirt Length**



**Strap Length**

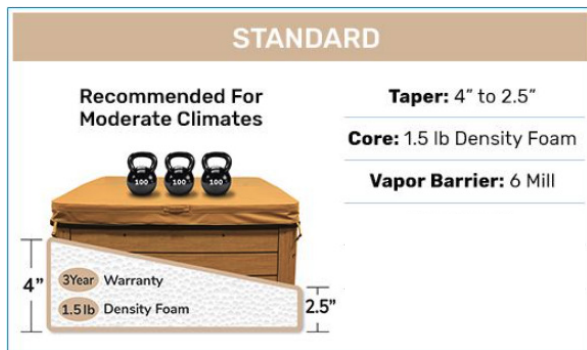
## Step 4: Select Material & Color

Choose Marine Grade Vinyl or Upgrade to Weather Shield.

<input type="checkbox"/> <b>Marine Grade Vinyl</b> (Select Color Below) Requires applying Cover Conditioner every 3 months.	<input type="checkbox"/> <b>Weather shield</b> (Select Color Below) Does Not Require Cover Conditioner.
<input type="checkbox"/> Tan <input type="checkbox"/> Charcoal <input type="checkbox"/> Walnut <input type="checkbox"/> Black <input type="checkbox"/> Coastal Grey <input type="checkbox"/> Oxen <input type="checkbox"/> Navy <input type="checkbox"/> Rust <input type="checkbox"/> Wildwood <input type="checkbox"/> Hunter Green <input type="checkbox"/> Wine <input type="checkbox"/> Sky Blue <input type="checkbox"/> Bourbon <input type="checkbox"/> Mahogany <input type="checkbox"/> Mayan Brown	<input type="checkbox"/> Mahogany <input type="checkbox"/> Grey <input type="checkbox"/> Black <input type="checkbox"/> Taupe <input type="checkbox"/> Coffee Brown  <b>Weather Shield Benefits</b> 3X Stronger 24% Lighter Does Not Require Applying Cover Conditioner Extends Life of Cover

## Step 5: VacuSeal Cover Lifter Options

VacuSeal Cover comes Standard with a 4" to 2.5" Taper, 1.5 lb Density Foam Core and a 6 Mill Vapor Barrier.



### REQUIRED PRODUCT FOR YOUR COVER (Enter Quantity)

Quantity

**VacuSeal Cover Lifter - Model VSL 400**  
 2 Required to Operate the VacuSeal Swim Spa Cover

**Extension Bracket - Model VS-ESA**  
 Required for a Radius over 11"  
 One set is required for each side.

### OPTIONS TO ENHANCE YOU COVER (Enter Quantity)

Quantity

**ConvertALift Automatic Conversion System**  
 2 Required to automate the VacuSeal Swim Spa Cover

**VacuSeal Canopy Arm - Model VCA 248**

## Step 6: Additional Information (Not Required to Complete Order but may help prevent you from submitting wrong dimensions)

Manufacturer: \_\_\_\_\_ Model: \_\_\_\_\_ Year: \_\_\_\_\_

## Step 7: Cover Upgrades (Yes or No response required)

**Double Wrapped  
Foam Core**

Ordered By (Signature): \_\_\_\_\_ Order Date: \_\_\_\_\_ Title: \_\_\_\_\_  
 PO #: \_\_\_\_\_ Dealer Code(optional): \_\_\_\_\_